


2015

Mobile video monetization 2015

Market report



3/31/2015

{Core Analysis}


Patrick Lopez

{Core Analysis}



Video monetization 2015 for Customer


SCA



Video monetization 2015 for Customer


Contents

- Table of Figures 5
- About this report 8
- About {Core Analysis} 9
- 1. Executive Summary 10
- 2. A year in mobile video monetization..... 12
 - 2.1. Vendors M&A, divestitures and strategy updates 12
- 3. Market trends 15
 - 3.1. The emergence of mobile video delivery networks? 15
 - 3.2. Data traffic growth 19
 - 3.3. Video traffic growth..... 23
 - 3.4. Device trends 27
 - 3.5. Media trends..... 31
 - 3.6. Operator’s challenges 34
 - 3.7. OTT as MVNO... or MNOs 42
 - 3.8. The MVNO opportunity 44
 - 3.9. The return of unlimited data plans 45
 - 3.10. About net neutrality..... 46
 - 3.11. The emergence of mobile video advertising? 49
- 4. Technology trends 56
 - 4.1. LTE update 56
 - 4.2. State of video services in mobile networks 60
 - 4.3. Data traffic optimization 62
 - 4.4. Cloud based optimization..... 63
 - 4.5. TCP optimization..... 64
 - 4.6. Traffic encryption 67
 - 4.7. Strategies to manage traffic encryption 72
 - 4.8. Radio Access Network video management 76



Video monetization 2015 for Customer

- 4.9. LTE broadcast / multicast / eMBMS 79
- 5. Video monetization & optimization market value 85
 - 5.1. Penetration and growth rate 85
 - 5.2. Market value 86
 - 5.3. Market shares 87
- 6. Vendors' review 88
 - 6.1. Allot Communications..... 88
 - 6.2. Avvasi..... 92
 - 6.3. Citrix 97
 - 6.4. Flash Networks..... 106
 - 6.5. NEC..... 112
 - 6.6. Openwave Mobility..... 115
 - 6.7. Opera Software 121
 - 6.8. Vantrix 127
- 7. Resellers / OEM..... 131
 - 7.1. Alcatel Lucent..... 131
 - 7.2. Cisco..... 131
 - 7.3. Ericsson 131
 - 7.4. Huawei..... 133
 - 7.5. Mahindra Comviva..... 135
 - 7.6. Nokia Networks..... 135
- 8. Related technology suppliers 136
 - 8.1. DiViNetworks 136
 - 8.2. Expway..... 139
 - 8.3. PeerApp 141
 - 8.4. Procera Networks 144
 - 8.5. Teclo Networks..... 146
 - 8.6. Saguna Networks..... 148
 - 8.7. Vasona Networks..... 150



Video monetization 2015 for Customer

Table of Figures

Figure 1: Cisco VNI traffic predictions..... 19

Figure 2: Ericsson data traffic growth measurement20

Figure 3: Mobile data growth per country 21

Figure 4: Ericsson data growth predictions.....22

Figure 5: Ericsson mobile video traffic growth predictions 23

Figure 6: Ooyala sees 34% of all videos played on mobile devices 24

Figure 7: Ericsson: video dominates app traffic 25

Figure 8: Cisco VNI video growth.....25

Figure 9: cisco VNI smart devices traffic share26

Figure 10: Cisco VNI smart device penetration.....27

Figure 11: Average smartphone screen size28

Figure 12: Citrix data usage by iPhone screen size29

Figure 13: Displaysearch smartphone display resolution shipment forecast30

Figure 14: Prepare for 4K devices30

Figure 15: Avvasi HD growth 31

Figure 16: Data volume of video per hour and resolution..... 31

Figure 17: Avvasi changes in H264 profiles distribution.....32

Figure 18: Citrix video demand and duration per service 33

Figure 19: Krish Prabhu, CTO AT&T labs.....34

Figure 20: GSMA MNO CAPEX and revenue forecasts 34

Figure 21: HP predicts the end of operators’ model..... 35

Figure 22: telecoms.com OTT service bundles are the biggest opportunity.....36

Figure 23: list of OTT / MNO partnerships38

Figure 24: T-Mobile Deezer partnership39

Figure 25: The steps to OTT service monetization40

Figure 26: Telecoms.com video streaming is the most lucrative service on LTE..... 41

Figure 27: Google's Loon project 42

Figure 28: Cisco VNI increase in unlimited data plan 45

Figure 29: Telecoms.com means of differentiations for MNOs46

Figure 30: Ooyala video advertising impressions 49

Figure 31: IAB digital advertising figures50


Figure 32: IAB mobile to generate 25% of US ad revenue 51

Figure 33: Historical ratio of ad revenue in the US..... 52

Figure 34: IAB mobile ad revenue by format 52

Figure 35: Ooyala video ad completion rate 53

Figure 36: Cisco ratio of 2G, 3G, 4G connections..... 56



Video monetization 2015 for Customer

Figure 37: GSA LTE subscriptions 57

Figure 38: proportion of video traffic per radio interface 57

Figure 39: SK telecom LTE traffic..... 58

Figure 40: Opensignal LTE speeds 59

Figure 41: Allot sees 1/3 of video sessions stall 60

Figure 42: Conviva sees 15% of video never start 60

Figure 43: TCP impairments..... 64

Figure 44: Verizon’s views on encryption’s impact on the ecosystem 67

Figure 45: Cisco impact of encrypted traffic on mobile infrastructure..... 68

Figure 46: SPDY over cellular networks 69

Figure 47: Telefonica / U. Torino / Carnegie Mellon HTTPS traffic uptick 70

Figure 48: Open Web Alliance members 73

Figure 49: Verizon observation transfer size and requests 74

Figure 50: Verizon content type per page..... 74

Figure 51: OWA's issue with SPDY 75

Figure 52: MEC edge services 76

Figure 53: MEC founding companies 76

Figure 54: MEC deployment scenarios 77

Figure 55: LTE multicast architecture 79

Figure 56: GSA Operators trialling LTE broadcast 82

Figure 57: Expway LTE broadcast use cases 83

Figure 58: Video optimization market penetration..... 85

Figure 59: Video optimization market incremental value for vendors 86

Figure 60: VO market share per network deployments 87

Figure 61: Allot solutions 89

Figure 62: Allot VideoClass..... 89

Figure 63: Allot Service Gateway 90

Figure 64: Avvasi Xperium platform 92

Figure 65: Avvasi XperiumOS..... 93

Figure 66: Avvasi analytics engine..... 95

Figure 67: Citrix virtualized offering 98

Figure 68: Citrix TCP optimization effect on HD videos start time 99

Figure 69: Citrix 50% of mobile video could be cached 100

Figure 70: Citrix video QoE measurement 101


Figure 71: ByteMobile Insight 102

Figure 72: ByteMobile T-EMS..... 103

Figure 73: ByteMobile T1100 Traffic Director 103

Figure 74: ByteMobile T1300 - NetScaler 25000 103

Figure 75: ByteMobile T-2000 Video Cache..... 104



Video monetization 2015 for Customer

Figure 76: ByteMobile T3100 Adaptive Traffic Manager 104

Figure 77: Harmony 7 features inherited from Mobixell 107

Figure 78: Flash Networks TCP 4TE..... 108

Figure 79: Flash Networks cloud and hybrid architecture 109

Figure 80: Flash Networks' morefor.me.....110

Figure 81: NEC Traffic Management Solution112

Figure 82: NEC's TMS features and benefits.....113

Figure 83: Openwave DynaMO.....116

Figure 84: Openwave trusted proxy..... 117

Figure 85: Openwave device specific optimization118

Figure 86: Openwave traffic analysis tool119

Figure 87: Huawei Opera Cloud Edge solution 122

Figure 88: Opera Mediaworks 122

Figure 89: Opera Rocket optimizer 124

Figure 90: Opera CloudCache 125

Figure 91: Vantrix Media platform 129

Figure 92: Vantrix bandwidth optimizer 130

Figure 93: Ericsson Media Delivery Network.....131

Figure 94 Ericsson media delivery network architecture..... 132

Figure 95: Huawei UGW 134

Figure 96: DiviNetworks DiviLinks137

Figure 97: DiviNetworks pattern recognition and compression 138

Figure 98: Expway products 139

Figure 99: PeerApp local delivery network.....141

Figure 100: PeerApp content push 142

Figure 101: Procera video perspectives measurements 144

Figure 102: Procera video insight deployment 145

Figure 103: Teclio TCP optimization RTT 147

Figure 104: Saguna Open RAN 148


Figure 105: Saguna RAN aware Video Optimization 149

Figure 106: Vasona SmartAir 1000.....151

Figure 107: Vasona premium managed services151

Figure 108: Vasona premium subscriber services151

Figure 109: Vasona smartVISION 152




Video monetization 2015 for Customer

About this report

This report has been prepared specifically for Customer by {Core Analysis}. All rights of distribution and license of this report as well as the content and intellectual property herein are reserved by {Core Analysis}. This report cannot be distributed outside of Customer and its content cannot be reproduced partially or in its integrality for any purposes other than internal Customer presentation without written approval from {Core Analysis}.

SCAAS



Video monetization 2015 for Customer

About {Core Analysis}



Patrick Lopez
Founder & CEO
{Core Analysis}

www.coreanalysis.ca

Blog (<http://coreanalysis1.blogspot.com/>)

Twitter: @coreanalysis


{Core Analysis} is the leading industry analyst practice at the intersection of mobile networks, video and cloud.

Founder and CEO of [Core Analysis](http://www.coreanalysis.ca), Patrick Lopez provides strategy advisory services on mobile traffic management, video and SDN/NFV. As an analyst, he presents at influential industry forums and conferences and publishes an acclaimed blog, industry articles and reports. He chairs / speaks at NAB, NFV world forum, LTE world summit, United Nation's ITU Telecom, Broadband World Forum,

As a consultant, Patrick helps technology companies increase their market value by creating market categories, value proposition and leading market positioning. {Core Analysis} was [exclusive advisor to Opera Software](#) in its acquisition of Skyfire for \$155 millions.

Patrick has collaborated to various industry and financial reports including Deutsche Bank, JP Morgan, Morgan Stanley Credit Suisse First Boston, IDC, Frost & Sullivan, Yankee group, Ovum, Informa... and has written several articles in collaboration with The Wall Street Journal, TMCNet, Wireless Week, Fierce Wireless, RCR Wireless News, CNN and CNBC.

Patrick has over 15 years of international progressive experience in mobile networks and video in the United States, Canada, Switzerland, Ireland and France and holds a MBA in Corporate Management and Bachelor Degree in Marketing Strategy.



Video monetization 2015 for Customer

1. Executive Summary

2014 has been a contrasted year for deployments of video monetization platforms in mobile networks. The market in deployments and value has grown, but there has been an unease that has gripped some of its protagonists, forcing exits and pivot strategies, while players with new value proposition have emerged. This transition year is due to several factors.

On the growth front, we have seen the emergence of MVNOs and interconnect / clearing houses as a buying target, together with the natural turnover and replacement of now aging and fully amortized platforms deployed 5/6 years ago.


Additionally, the market leaders upgrade strategies have naturally also created some space for challengers and new entrants. Mature markets have seen mostly replacements and MVNO green field deployments, while emerging markets have added new units in markets that are either too early for 3G or already saturated in 4G. Volume growth has been particularly sustained in Eastern / Central Europe, North Africa, Middle East and South East Asia.

On the other hand, the emergence and growth of traffic encryption, coupled with persisting legal and regulatory threat surrounding the net neutrality debate has cooled down, delayed and in some cases shut down optimization projects as operators are trying to rethink their options. Western Europe and North America have seen a marked slowdown, while South America is just about starting to show interest.

The value of the deals has been in line with last year, after sharp erosions due to the competitive environment. The leading vendors have consolidated their approach, taken on new strategies and overall capitalizing on installed base, while many new deals have gone to new entrants and market challengers.

2014 has also been the first year of a commercial public cloud deployment, which should be followed soon by others. Network function virtualization has captivated many network operators' imagination and science experiment budget, which has prompted the emergence of the notion of traffic classification and management as a service.

Video streaming, specifically, has shown great growth in 2014, consolidating its place as the fastest growing service in mobile networks and digital content altogether. 2014 and early 2015 have seen many acquisitions of video streaming, packaging, encoding technology company. What is new however, is that a good portion of these acquisitions



Video monetization 2015 for Customer

were not performed by other technology companies but by OTT such as Facebook and Twitter.

Mobile video advertising is starting to become a “thing” again, as investments, inventory and views show triple digit growth. The trend shows mobile video advertising becoming possibly the single largest revenue opportunity for mobile operators within a 5 years’ timeframe, but its implementation demands a change in attitude, organization, approach that is alien to most operators DNA. The transformation, akin to a heart transplant will probably leave many dead on the operating table before the graft takes on and the technique is refined, but they might not have much choice, looking at Google’ and Facebook’s announcements at Mobile World Congress 2015.

Will new technologies such as LTE Multicast, for instance, which are due to make their start in earnest this year, promising quality assured HD content, via streaming or download, be able to unlock the value chain?

The mobile industry is embattled and find itself looking at some great threats to its business model, those who will survive are not necessarily the strongest, rather those who will adapt the fastest.